

Overview

Graduation Rates Overview

Welcome to the IPEDS Graduation Rates (GR) survey component. The GR component collects data on the cohort of full-time, first-time degree/certificate-seeking undergraduate students and tracks their completion status at 150% of the normal time to complete all requirements of



Institution: Missouri University of Science and Technology (178411)

User ID: 29C0011

Section I - Establishing cohorts

Based on your institution's response to the predominant calendar system question (B3) on the Institutional Characteristics Header survey component from the IPEDS Fall 2018 data collection, your institution must report graduation rates data using a:

Fall Cohort

Establishing cohorts

NOTE: Reporting using the new race/ethnicity categories is now mandatory. On this screen you will need to revise your preloaded 2012 cohort of full-time, first-time degree/certificate-seeking undergraduate students to the new race/ethnicity categories (if applicable) and assistance with this, please visit the [IPEDS Race/Ethnicity Information Center](#).

Screen 1 of 2

Cohort year 2012

	<u>Initial cohort</u>	<u>Revised cohort</u> (Column 01)
<u>Nonresident alien</u>	10	<input type="text" value="10"/>
<u>Hispanic/Latino</u>	21	<input type="text" value="21"/>
<u>American Indian or Alaska Native</u>	0	<input type="text" value="0"/>
<u>Asian</u>	21	<input type="text" value="21"/>
<u>Black or African American</u>	30	<input type="text" value="30"/>
<u>Native Hawaiian or Other Pacific Islander</u>	0	<input type="text" value="0"/>
<u>White</u>	740	<input type="text" value="740"/>
Two or more races	26	<input type="text" value="26"/>
<u>Race and ethnicity unknown</u>	37	<input type="text" value="37"/>
Total men	885	885

Screen 1 of 2

Cohort year 2012

	<u>Initial cohort</u>	<u>Revised cohort</u> (Column 01)
<u>Nonresident alien</u>	0	<input type="text" value="0"/>
<u>Hispanic/Latino</u>	7	<input type="text" value="7"/>
<u>American Indian or Alaska Native</u>	1	<input type="text" value="1"/>

Section I - Establishing cohorts

- Incoming students seeking a bachelor's degree should be reported in Column 02. Column 03 will then be generated for you. Column 03 is meant to include any full-time, first-time entering students who were seeking a degree or certificate other than a bachelor's degree, su

Subcohort of full-time, first-time students seeking a bachelor's or equivalent degree

- Report Hispanic/Latino individuals of any race as Hispanic/Latino
- Report race for non-Hispanic/Latino individuals only



			<input type="text"/>	<input type="text"/>	
_____			<input type="text"/>	<input type="text"/>	
_____			<input type="text"/>	<input type="text"/>	
_____			<input type="text"/>	<input type="text"/>	
_____			<input type="text"/>	<input type="text"/>	
			<input type="text"/>	<input type="text"/>	
_____			<input type="text"/>	<input type="text"/>	
_____			<input type="text"/>	<input type="text"/>	

Section II - Bachelor's or equivalent degree-seeking cohort - Pell recipients and a recipients of a subsidized Direct Loan who did not receive a Pell Grant

For each subcohort, report the number of students in the cohort, total exclusions for the cohort, the number of students that completed a bachelor's or equivalent degree within 150% of normal time to completion, and the total completers within 150%.

- Recipients of a Pell Grant and Recipients of a Direct Subsidized Loan that did not receive a Pell Grant are ***mutually exclusive***, that is, if a student is in one cohort, they cannot be in the other cohort.
 - The total of these 2 subcohorts must be less than the Bachelor's or equivalent degree-seeking cohort

4-year average rates

Screen 2 of 2

Men

	2009	2010	2011	2012	4-year Total
<u>Adjusted cohort</u>	839	888	849	882	3,458
Total <u>completers within 150%</u>	535	545	526	535	2,141
Total <u>transfer-out students</u>	0	0	0	0	0

Women

	2009	2010	2011	2012	4-year Total
<u>Adjusted cohort</u>	260	250	241	234	985
Total <u>completers within 150%</u>	184	183	173	165	705
Total <u>transfer-out students</u>	0	0	0	0	0

Total (men and women)

	2009	2010	2011	2012	4-year Total
<u>Adjusted cohort</u>	1,099	1,138	1,090	1,116	4,443
Total <u>completers within 150%</u>	719	728	699	700	2,846
Total <u>transfer-out students</u>	0	0	0	0	0

4-year average Student Right-to-Know completion or graduation rate calculation

64

(Total Completers within 150% / Adjusted Cohort)

4-year average Student Right-to-Know transfer-out rate calculation







0

(Total Transfer-out 0)

Prepared by

The name of the preparer is being collected so that we can follow up with the appropriate person in the event that there are questions concerning the data. The Keyholder will be copied on all email correspondence to other preparers.

The time it took to prepare this component is being collected so that we can continue to improve our estimate of the

--	--	--	--	--	--	--	--

--	--	--	--	--	--	--	--

Institution: Missouri University of Science and Technology (178411)

User ID: 29C0011

Summary**2018 IPEDS Graduation Rate Component Data Summary**

IPEDS collects important information regarding your institution. All data reported in IPEDS survey components become available in the IPEDS Data Center and appear as aggregated data in various Department of Education reports. Additionally, some of the reported data appears specifically for your institution through the College Navigator website and is included in your institution's Data Feedback Report (DFR). The purpose of this summary is to provide you an opportunity to view some of the data that, when accepted through the IPEDS quality control process, will appear on the College Navigator website and/or your DFR. College Navigator is updated approximately three months after the data collection period closes and Data Feedback Reports will be available through the [Data Center](#) and sent to your institution's CEO in November 2018.

Please review your data for accuracy. If you have questions about the data displayed below after reviewing the data reported on the survey screens, please contact the IPEDS Help Desk at: 1-877-225-2568 or ipedshelp@rti.org.

Overall Graduation Rate	
Graduation Rate	63%
Total number of students in the Adjusted Cohort	1,116
Total number of completers within 150% of normal time	700

Graduation Rate for students pursuing Bachelor's Degrees	
Graduation Rate for Bachelor's Cohort	63%
Total number of students in the Adjusted Cohort	1,116
Total number of bachelor's degree completers within 150% of normal time	700

