




You will find optional text boxes throughout SFA. Context boxes allow you to provide more information about the data you enter. Some of these context boxes may be made available to the public on College Navigator, so make sure that the information you enter can be understood easily by students, parents, and the general public.
--

<b>Resources</b>
------------------

To download the survey materials for this component: <a href="#">Survey Materials</a>
---

To access your prior year data submission for this component: <a href="#">Reported Data</a>
---

Section 1: Part A

Section 1: Part B

Part B - Enter Information About Group 1

Part B includes information about Group 1. Group 1 students are all undergraduate students enrolled in Fall 2014.


For this part, report:

For These Students	The Following Type(s) of Aid	Awarded in This Period			
<ul style="list-style-type: none"> <li>All undergraduate students enrolled in Fall 2014</li> </ul>					



**Section 1: Part C, Page 2**

Part C includes financial aid information about Group 2. Group

01	Grants or scholarships from the federal government, state/local government, or the institution		1,157	91	10,187,247	8,805
02	<u>Federal grants</u>		291	23	1,239,080	4,258
	02a	<u>Pell grants</u>	291	23	1,191,503	4,095
	02b	<u>Other federal grants</u>	99	8	47,577	481
03	<u>State/local government grants or scholarships (grants/scholarships/waivers)</u>		655	51	1,602,282	2,446
04	<u>Institutional grants or scholarships (scholarships/fellowships)</u>		1,074	84	7,345,885	6,840
05	<u>Loans to students</u>		690	54	4,742,062	6,873
	05a	Federal loans	678	53	3,817,773	5,631
	05b	Other loans (including private loans)	116	9	924,289	7,968
						











**Section 1: Part E**

--	--



Institution: Missouri University of Science and Technology (178411)

User ID: 29C0011

**Section 1: Part F**

Part F – Net Price Calculation for Group 3

The following net price calculation is based on information that your institution reported in the Institutional Characteristics component and the Student Financial Aid component. For more information about the data your institution reported in the Institutional Characteristics component, please contact your institution's IPEDS Keyholder.


		YOUR PRIOR YEAR DATA	YOUR PRIOR YEAR DATA	2014-15
		2012-13	2013-14	
<b>Components of cost of attendance</b>				
01	Published <u>tuition</u> and <u>required fees</u> (lower of in-district or in-state)	9,350	9,510	8,961
02	<u>Books and supplies</u>	952	882	896
03	<u>Room and board</u> and <u>other expenses</u> by living arrangement			
	03a <u>On-campus</u>	11,800	11,406	11,936
04	<b>Number of Group 3 students by living arrangement</b>			
	04a <u>On-campus</u>	805	885	949
05	<b>Weighted average for room and board and other expenses by living arrangement (excluding unknown values)</b> See instructions for the formula for this calculation	11,800	11,406	11,936
06	<b>Total cost of attendance</b> This value is calculated using the following formula: [F01+F02+F05]	22,102	21,798	21,793
07	<b>Average amount of grant or scholarship aid awarded to Group 3 students from the following sources: the federal government, state/local government, and the institution</b>	6,911	7,421	7,883
08	<b>Average institutional net price for Group 3 students</b> This value is calculated using the following formula: [F06-F07]	15,191	14,377	13,910

As required by the Higher Education Opportunity Act of 2008, these amounts will be posted on the U.S. Department of Education's College Navigator website and used in the U.S. Department of Education's College Affordability and Transparency Lists.

Do you wish to provide additional context notes?

No

Yes

 You may use the space below to provide context for these data. These context notes may be posted on the College Navigator website and should be written to be understood by students and parents.







**Section 2: Military Servicemembers and Veteran's Benefits**

--

Institution: Missouri University of Science and Technology (178411)

User ID: 29C0011

**Summary****IPEDS Student Financial Aid (SFA) Survey Summary**

IPEDS collects important information regarding your institution. All data reported in IPEDS survey components become available in the IPEDS Data Center and appear as aggregated data in various Department of Education reports. Additionally, some of the reported data appears specifically for your institution through the College Navigator website and is included in your institution's Data Feedback Report (DFR). The purpose of this summary is to provide you an opportunity to view some of the data that, when accepted through the IPEDS quality control process, will appear on the College Navigator website and/or your DFR. College Navigator is updated approximately three months after the data collection period closes and Data Feedback Reports will be available through the [Data Center](#) and sent to your institution's CEO in November 2016.

Please review your data for accuracy. If you have questions about the data displayed below after reviewing the data reported on the survey screens, please contact the IPEDS Help Desk at: 1-877-225-2568 or [ipedshelp@rti.org](mailto:ipedshelp@rti.org).

Total grant aid received by all undergraduate students		\$38,855,303
Number of undergraduate students who received a Pell Grant		1,592
Percentage of FTFT students receiving any financial aid		96%
	Percentage of FTFT students receiving grant aid by type	Average amount of grant aid received by type
Total	91%	\$8,805
Federal Government	23%	\$4,258
Pell	23%	\$4,095
Other Federal	8%	\$481
State/Local Government	51%	\$2,446
Institutional	84%	\$6,840
	Percentage of FTFT students receiving loans by type	Average amount of loans received by type
Total	54%	\$6,873
Federal	53%	\$5,631
Non-federal	9%	\$7,968
Average net price for FTFT students who receive grant aid		\$13,910
Average net price for FTFT students who receive Title IV federal student aid		
\$0 – 30,000		\$10,728
\$30,001 – 48,000		\$11,328
\$48,001 – 75,000		\$13,857
\$75,001 – 110,000		\$15,866
\$110,001 and more		\$16,464

**Military Servicemembers and Veteran's Benefits**

	Number of students receiving benefits/assistance	Total dollar amount of benefits/assistance

			awarded through the institution
Post-9/11 GI Bill Benefits			
	Undergraduate students	96	\$837,247
	Graduate students	47	\$265,619
	Total	143	\$1,102,866
Department of Defense Tuition Assistance Program			
	Undergraduate students	36	\$112,993
	Graduate students	257	\$867,372
	Total	293	\$980,365

Institution: Missouri University of Science and Technology (178411)

User ID: 29C0011

Edit Report

**Student Financial Aid**

**Missouri University of Science and Technology (178411)**

Source	Description	Severity	Resolved	Options
--------	-------------	----------	----------	---------

**Screen: Part C, Page 2 - Enter Information about Group 2**

Screen Entry	The average amount of this type of aid awarded to Group 2 students is outside the expected range of between 1,508 and 2,262 when compared with the prior year value. Please check the number of students and the total amount of aid awarded to these students, and correct or explain the discrepant values. (Error #7147)	Explanation	Yes	
Reason:	The increase is due to increase funding of two State grant/scholarship programs. Bright Flight increased from \$2500 to \$3000 per student and Access Missouri increased from \$1100 to \$1500 (at the max) from FY14.			

**Screen: Part E - Enter Information about Group 4**

Screen Entry	The calculated average amount of grant or scholarship aid awarded to Group 4 students from the federal government, state/local government, or the institution for this income level is smaller than expected in comparison with the other income levels. Please check the values reported for the number of these students who were awarded any Title IV aid (Col. 1) and the total amount of grant or scholarship aid awarded to them (Col. 3) and correct your data or explain the discrepancy. (Error #7317)	Explanation	Yes	
Reason:	There are more students completing the FAFSA than in the past. Students who come from families who have a family income of \$110,000 or greater, are generally the students who receive higher merit awards. In the past, these students would have been less likely to file a FAFSA and would not have been listed in Group 4.			