












TUITION

Student Level or Professional Program	Residence Status	Term Type	Plateau		Flat Rate		Flat Rate	Percentage Change	Dollar Change
Undergraduate	Missouri	Semester	None		\$316.60		\$330.90	4.5%	\$14.30
	Nonresident	Semester	None		\$985.00		\$1,005.00	2.0%	\$20.00



TUITION

Student Level or Professional Program	Residence Status	Term Type	Plateau		Flat Rate	Per Credit Hour Rate	Flat Rate	Percentage Change	Dollar Change
Undergraduate	Missouri	Semester	None	\$379.00		\$396.10		4.5%	\$17.10



eLearning and Special Program Delivery
Beginning with the 2022 Fall Session

	2021-2022 Rates		2022-2023 Rates		Percentage Change	Dollar Change
	Per Credit Hour Rate	Flat Rate	Per Credit Hour Rate	Flat Rate		
MU						
Undergrad Distance Program & Special Delivery Tuition - Maximum	\$966.40		\$1,009.90		4.5%	\$43.50
Graduate Distance Program & Special Delivery Tuition - Maximum	\$2,015.30		\$2,106.10		4.5%	\$90.80
Examination Only - Graduate Enrollment (tuition)		\$414.60		\$433.30	4.5%	\$18.70
CE Instructional Fee (for credit) - Maximum	\$1,439.40		\$1,504.20		4.5%	\$64.80
Missouri S&T						
Undergraduate eLearning (distance students only) Maximum	\$965.40		\$1,005.00		4.1%	\$39.60
Graduate eLearning and Special Program Delivery Maximum	\$3,000.00		\$3,000.00		0.0%	\$0.00
Examination Only - Graduate Enrollment		\$435.50		\$456.00	4.7%	\$20.50
CE Instructional Fee (for credit) - Maximum	\$3,000.00		\$3,000.00		0.0%	\$0.00
UMKC						
Undergrad Distance Program & Special Delivery Tuition - Maximum ¹	\$877.70		\$917.30		4.5%	\$39.60
Graduate eLearning and Special Program Delivery Maximum	\$1,092.10		\$1,141.30		4.5%	\$49.20
Examination Only and Audit - Undergraduate Enrollment		\$313.90		\$444.15	41.5%	\$130.25
Examination Only and Audit- Graduate Enrollment		\$423.00		\$329.60	-22.1%	(\$93.41)
CE Instructional Fee (for credit) - Maximum	\$1,092.10		\$1,141.24		4.5%	\$49.14
UMSL						
Undergraduate eLearning and Special Program Delivery Maximum	\$1,019.00		\$1,065.00		4.5%	\$46.00
Graduate eLearning and Special Program Delivery Maximum	\$2,000.00		\$2,090.00		4.5%	\$90.00
Examination Only - Graduate Enrollment		\$522.00		\$545.50	4.5%	\$23.50
CE Instructional Fee (for credit) - Maximum	\$2,000.00		\$2,090.00		4.5%	\$90.00

Note: Rates presented in the table above reflect the maximum rate assessed for eLearning and special program delivery, minimum rate is e-resident undergraduate tuition rate. This rate is not a supplement fee or course fee it is a range set for specific program delivered through a nontraditional delivery mode.

¹ Special Delivery Tuition includes consortium agreements with other post secondary institutions and reciprocal exchange agreements with post secondary institutions.