

IP

2024-25
Data Collection System

Institution: Missouri University of Science and Technology (178411)

User ID: 29C0011

Institution: Missouri University of Science and Technology (178411)

User ID: 29C0011

Part Selection

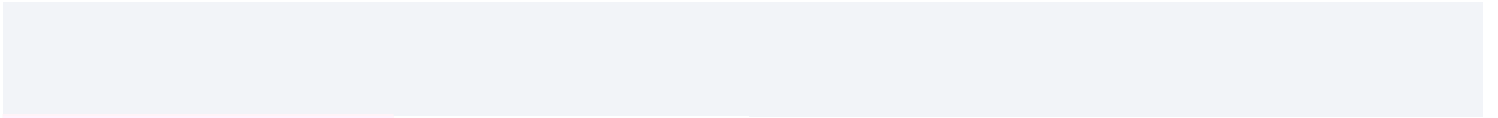


Completion of Part B (Enrollment of Students by Age) is optional this year.

Do you wish to complete Part B this year?

If you select 'Yes', you will be expected to complete the Part B screens.

If you select 'No', you will skip Part B.

- No, I will not complete Part B
- Yes, I will complete Part B



Part A - Fall Enrollment for Full-Time Undergraduate Students: CIP CODE:14.000

Enrollment as of the institution's official fall reporting date or as of October 15, 2024

CIP CODE: 14.0000 -- Engineerin

Full-time undergraduate students

Reporting Reminders:

- Report Hispanic/Latino individuals of any race as Hispanic/Latino
- Report race for non-Hispanic/Latino individuals only

Men

Enrolled for credit	Degree/certificate-seeking				Non-degree/ non-certificate-seeking	Total, Full-time undergraduate students
	First-time	Transfer-in	Continuing/ Returning	Total degree/certificate-seeking		
U.S. Nonresident	20	4	49	A	0	A
Hispanic/Latino	36	3	87	GTI	0	GTI
American Indian or Alaska Native	5	0	8	GA	0	GA
Asian	28	1	63	FT	0	FT
Black or African American	28	2	40	L	0	L
Native Hawaiian or Other Pacific Islander						

Part A - Fall Enrollment for Full-Time Undergraduate Students: CIP CODE:26.00C

Enrollment as of the institution's

Part A - Fall Enrollment for Full-Time Undergraduate Students: CIP CODE:27.000

Enrollment as of the institution's official fall reporting date or as of October 15, 2024


CIP CODE: 27.0000 -- Mathematics and Statistics:


Full-time undergraduate students

Reporting Reminders:

Part A - Fall Enrollment for Full-Time Undergraduate Students: CIP CODE:40.00C

Enrollment as of the institution's





Part A - Fall Enrollment for Undergraduate Students Total



Enrollment as of the institution's official fall reporting date or as of October 15, 2024


Undergraduate Students

Men

Enrolled for credit	Total full-time undergraduate students	Total part-time undergraduate students	Grand total,

--	--	--	--





Part A - Fall Enrollment for Graduate Students: CIP CODE:14.000

Enrollment as of the institution's official fall reporting date or as of October 15, 2024

CIP CODE: 14.0000 -- Engineerin

Graduate students

Reporting Reminders:

- Report Hispanic/Latino individuals of any race as Hispanic/Latino
- Report race for non-Hispanic/Latino individuals only
- Report all postbaccalaureate degree and certificate students as graduate students, including any doctor's-professional practice students (formerly first-professional)

Men

Students enrolled for <u>credit</u>	Total <u>full-time</u>	Total <u>part-time</u>	Total graduate students
<u>U.S. Nonresident</u>			

Part A - Fall Enrollment for Graduate Students: CIP CODE:27.000

Enrollment as of the institution's official fall reporting date or as of October 15, 2024

CIP CODE: 27.0000 -- Mathematics and Statistics

Graduate students

Reporting Reminders:

- Report Hispanic/Latino individuals of any race as Hispanic/Latino
- Report race for non-Hispanic/Latino individuals only
- Report all postbaccalaureate degree and certificate students as graduate students, including any doctor's-professional practice students (formerly first-professional)

Men

Students enrolled for <u>credit</u>	Total <u>full-time</u>	Total <u>part-time</u>	Total graduate students
<u>U.S. Nonresident</u>	14		

Part A - Fall Enrollment for Graduate Students: CIP CODE:52.000

Enrollment as of the institution's official fall reporting date or as of October 15, 2024

CIP CODE: 52.0000 -- Business, Management, Marketing and Related Support Services

Graduate students

Reporting Reminders:

- Report Hispanic/Latino individuals of any race as Hispanic/Latino
- Report race for non-Hispanic/Latino individuals only
- Report all postbaccalaureate degree and certificate students as graduate students, including any doctor's-professional practice students (formerly first-professional)

Men

Students enrolled for <u>credit</u>	Total <u>full-time</u>	Total <u>part-time</u>	Total graduate students
<u>U.S. Nonresident</u>			

Part A - Fall Enrollment - Summary: CIP CODE:13.0000

Fall Enrollment Summary

CIP CODE: 13.0000 -- Education

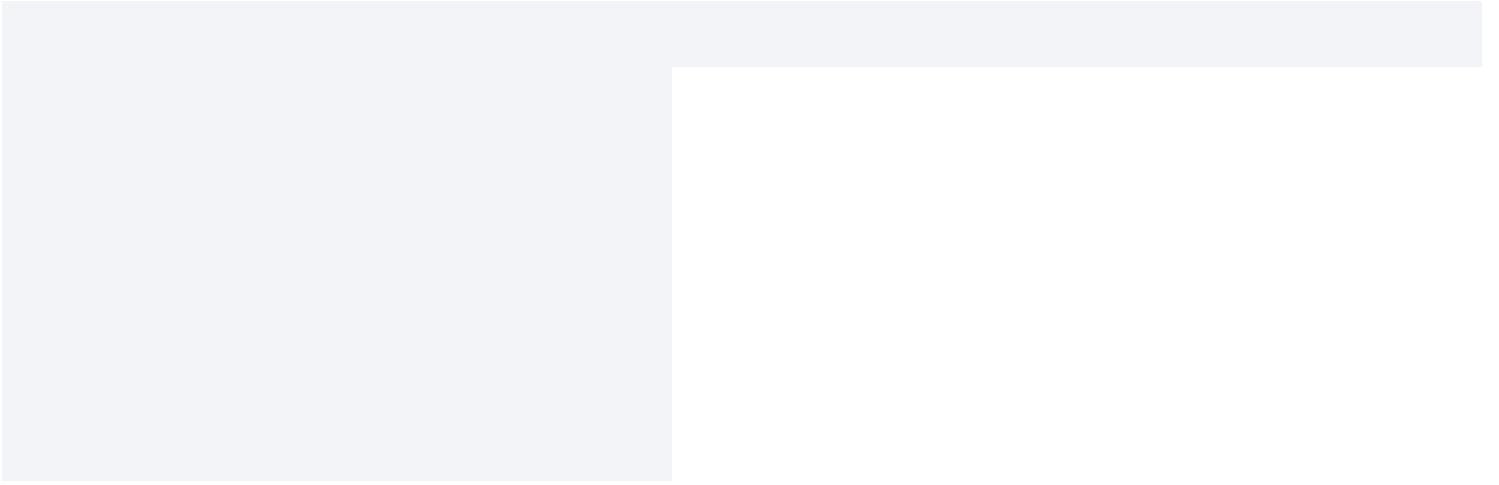
Men

Enrolled for credit	Total full-time students	Total part-time students	Grand total, all students
U.S. Nonresident	0	0	L
Hispanic/Latino	0	0	L
American Indian or Alaska Native	0	0	L
Asian	1	0	G
Black or African American	2	0	T
Native Hawaiian or Other Pacific Islander	0	0	L
White	3	0	A
Two or more races	0	1	G
Race and ethnicity unknown	0	0	L
OM 32 79	I	G	

Women

Enrolled for credit	Total full-time students	Total part-time students	Grand total, all students
U.S. Nonresident	0	0	L
Hispanic/Latino	0	0	L
American Indian or Alaska Native	0	0	L
Asian	1	0	G
Black or African American	0	0	L
Native Hawaiian or Other Pacific Islander	0	0	L
White	18	8	TI
Two or more races	2	0	T
Race and ethnicity unknown	3	0	A
OM 38 02 79	TO	S	AT

--	--	--	--



Institution: Missouri University of Science and Technology (178411)

User ID: 29C0011

Part A - Fall Enrollment - Summary: CIP CODE:40.0000

Fall Enrollment Summary

CIP CODE: 40.0000 -- Physical Science

Men

Enrolled for credit	Total full-time students	Total part-time students	Grand total, all students
U.S. Nonresident	37	0	A
Hispanic/Latino	7	3	GL
American Indian or Alaska Native	0	0	L
Asian	8	1	F
Black or African American	1	1	T
Native Hawaiian or Other Pacific Islander	0	0	L
White	98	11	GLF
Two or more races	7	1	S
Race and ethnicity unknown	6	4	GL
OY 32 79	GI 0	TG	GS6

Women

Enrolled for credit	Total full-time students	Total part-time students	Grand total, all students
U.S. Nonresident	27	1	TS
Hispanic/Latino	3	0	A
American Indian or Alaska Native	0	0	L
Asian	2	0	T
Black or African American	2	0	T
Native Hawaiian or Other Pacific Islander	0	0	L
White	52	2	60
Two or more races	1	0	G
Race and ethnicity unknown	2	0	T
OY 38 O2 79	SF	A	FT
,19o OY 3t2 79a8 O2 79l	T6A	T0	T

Part A - Fall Enrollment by Distance Education Status

Enrollment as of the institution's official fall reporting date or as of October 15, 2024

		Undergraduate Students		Graduate Students
		Degree/certificate-seeking	Non-degree/non-certificate-seeking	
i Enrolled	in <u>distance education courses</u>	24	6	406
Enrolled in	but not all distance education courses	2,584	7	

Part A - Fall Enrollment by Distance Education Status 2

Of those students *exclusively* enrolled in distance education courses, report the number that are:

		Undergraduate Students		Graduate Students
		Degree/certificate-seeking	Non-degree/non-certificate-seeking	
Located in	MO	<input type="text" value="22"/>	<input checked="" type="checkbox"/> <input type="text" value="6"/>	<input type="text" value="194"/>
Located in the U.S. but not in	MO	<input type="text" value="2"/>	<input type="text" value="0"/>	<input type="text" value="183"/>

Part C - Screening Question

Did any of your first-time degree/certificate-seeking undergraduate students (reported in Part A) enroll within 12 months of graduating high school or receiving their GED?

- No, we do not have any first-time students who enrolled within 12 months of their high school graduation.
- Yes, we have first-time students who enrolled within 12 months of their high school graduation.





Institution: Missouri University of Science and Technology (178411)

User ID: 29C0011

Part E - First-time Bachelor's Cohort Retention Rates (Part-time

Retention Rates - Part-time, First-time Bachelor's Seeking Cohort from Fall 2023

Academic reporters determine the cohort and retention as of the institution's official fall reporting date or as of October 15. Program reporters determine the cohort with enrollment any time between August 1 and October 31, 2023 and retention based on August 1, 2024.

The retention rate is calculated by the system after clicking "Save" on the screen. Exclusions are subtracted from the original cohort and the resulting adjusted cohort is used for calculating the retention rate.

Retention Data Reporting Reminders:

- Include only part-time, first-time bachelor's-seeking students in this cohort.
- Determine part-time using Fall 2023 attendance status (e.g., if a student was part-time in Fall 2023, report them in the part-time cohort regardless of their Fall 2024 status).
- If there are no students to report in the cohort, enter zero. Do not leave the field blank.
- Report in the exclusions box (line E7a) the number of students from the cohort who left the institution for any of the following reasons: died or were totally and permanently disabled; to serve in the armed forces (including those called to active duty); to serve with a foreign aid service of the Federal Government (e.g., Peace Corps); or to serve on official church missions.
- Report in the inclusion box (line E7b) first-time bachelor's-seeking study abroad students who were excluded from the first-time cohort (line E6) but who have re-enrolled at the institution their second year.

PART-TIME, FIRST-TIME BACHELOR'S COHORT RETENTION:		Prior year data (Fall 2022 cohort)
I	Part-time, first-time Fall 2023 bachelor's seeking cohort	10
1	Exclusions from the Fall 2023 cohort	0
h	Inclusions to the Fall 2023 cohort	0
S	Adjusted Fall 2023 cohort (line E6 - E7a + E7b)	10
F	Students from Fall 2023 cohort who were as of Fall 2024 + students from Fall 2023 cohort who were as of Fall 2024	6
GL	Part-time, first-time Fall 2023 bachelor's cohort retention rate (line E9 / line E8)	60 %

The notes below provide context for the data you've reported above and may be posted on the College Navigator website. Choose one option that best explains your data or choose "Not Applicable" if you do not wish to provide context notes. If none of the options provided explain your institution's data, then choose "Other" and write your own context notes. Therefore, you should write all context notes using proper grammar (e.g., complete sentences with punctuation) and common language that can be easily understood by students and parents (e.g., spell out acronyms).

Not Applicable

Institution: Missouri University of Science and Technology (178411)

User ID: 29C0011

Part F - Student-to-Faculty Ratio

Student-to-Faculty Ratio

Please provide your institution's student-to-faculty ratio (i.e., student-to-instructional staff) for undergraduate programs for Fall 2024. The student-to-faculty ratio and any accompanying context that is provided will be displayed on College Navigator.

Click [here](#) to use a worksheet to help you determine the student-to-faculty ratio

Student-to-faculty ratio


17

to 1

Student-to-faculty ratio prior year

19


to 1

 You may use the box below to provide additional context for the data you have reported above. Context notes will be posted on the College Navigator website. Therefore, you should write all context notes using proper grammar (e.g., complete sentences with punctuation) and common language that can be easily understood by students and parents (e.g., spell out acronyms).

Prepared by

Reporting Reminders:

- The name of the preparer is being collected so that we can follow up with the appropriate person in the event that there are questions concerning the data.
- The Keyholder will be copied on all email correspondence to other preparers.
- The time it took to prepare this component is being collected so that we can continue to improve our estimate of the reporting burden associated with IPEDS.
- Please include in your estimate the time it took for you to review instructions, query and search data sources, complete and review the component, and submit the data through the Data Collection System.
-



[Redacted text block]

[Redacted text block]

[Redacted text block]



Edit Report

Fall Enrollment

Source	Description	Severity	Resolved	Options
Screen: Part A - Fall Enrollment for Part-time Undergraduate Students: CIP CODE:13.0000				
Perform Edits	You have reported Transfer-in students (Col 2) for part-time undergraduate women (CIP 13.0000), but no Continuing/Returning students in Col 3. Please con			